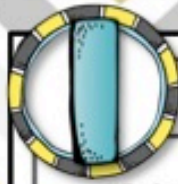


Prepare for Dictation in Three ^{EASY} Steps



Dictation Worksheet

Who has seen the wind?
Neither I nor you:
But when the leaves hang trembling,
The wind is passing through.
Who has seen the wind?
Neither you nor I:
But when the trees bow down their heads,
The wind is passing by.

(Who has Seen the Wind? by Christina Rossetti)

1. Read the dictation passage above. Highlight all of the capitals in one color. Highlight all of the punctuation in another. Circle words that look difficult to spell.
2. Write down the difficult words on the **Words to Practice** fold-out. Test yourself on these words. Be sure to write down the code of any new punctuation rules for this week, too.



Words to Practice

Week

Words to Practice

Write down the words from this week's dictation that are challenging for you.

Pre-Test

Week

Punctuation

Rule Card

Test yourself.

Review the words you just wrote, then flip over to the Pre-Test and try writing them again. Write down the codes for each new punctuation mark and capitalization rule, too.



Punctuation Practice

1. Read the passage out loud. 2. Decide where each sentence ends (1) and add the ending punctuation. 3. Capitalize where needed. 4. Add (2) commas and (2) colons where needed. 5. You will also find six misspelled words in the passage. Write them correctly on the lines below.


who has seen the wind
neether i nor you
but when the leves hang trembeling
the wind is passing thru
who has seen the wind
neither you nor i
but when the trees bow down their heds
the wind is passing bye

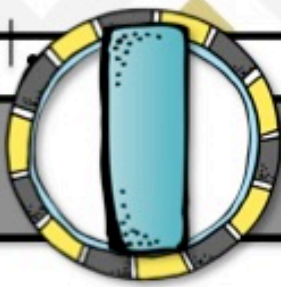
Misspelled Words:

When you are finished, use the Dictation Worksheet to check your work. Use a colored pen to make any corrections.



© PrepWork Press Inc.





Dictation Worksheet

Who has seen the wind?

Neither I nor you:

But when the leaves hang trembling,

The wind is passing through.

Who has seen the wind?

Neither you nor I:

But when the trees bow down their heads,

The wind is passing by.

(*Who Has Seen the Wind?" by Christina Rossetti)

1. Read the dictation passage above. Highlight all of the capitals in one color. Highlight all the punctuation in another. Circle words that look difficult to spell.



Write down the difficult words on the **Words to Practice** tri-fold. Test yourself on these words. Be sure to write down the code of any new punctuation rules for this week, too.



Complete the **Punctuation Practice** for this week.

4. After you are finished, correct all punctuation and capitalization on your practice sheet with a colored pen.



Words to Practice

name: _____

Words to Practice

Write down the words from this week's dictation that are challenging for you.

Neither

leaves

trembling

through



Test yourself.

Review the words you just wrote, then flip over to the Pre-Test and try writing them again. Write down the codes for each new punctuation mark and capitalization rule, too.

On this tri-fold your students will practice spelling the words that they found challenging in the dictation passage.

Then they will test themselves on the back of the tri-fold.

If you find you need a spelling tracking and fluency system, use MY SPELLING NOTEBOOK with the PHONEMIC STUDENT CARDS. These two resources will help your students learn and apply the phonemic rules of spelling.



3

Punctuation and Spelling Practice

Directions: 1. Read the passage out loud. 2. Decide where each sentence ends (4) and mark it with ending punctuation. 3. Capitalize where needed. 4. Add (2) commas and (2) colons where needed. 5. You will also find six misspelled words in the passage. Write them correctly on the lines below.

who has seen the wind?

neether i nor you:

but when the leves hang trembelling,

the wind is passing thru.

who has seen the wind?

neither you nor i:

but when the trees bow down their heds,

the wind is passing bye.

Misspelled Words:

neither

leaves

trembling

through

heads

by

When you are finished, use the Dictation Worksheet to check your work. Use a colored pen to make any corrections.

Punctuation Rule Card codes

